

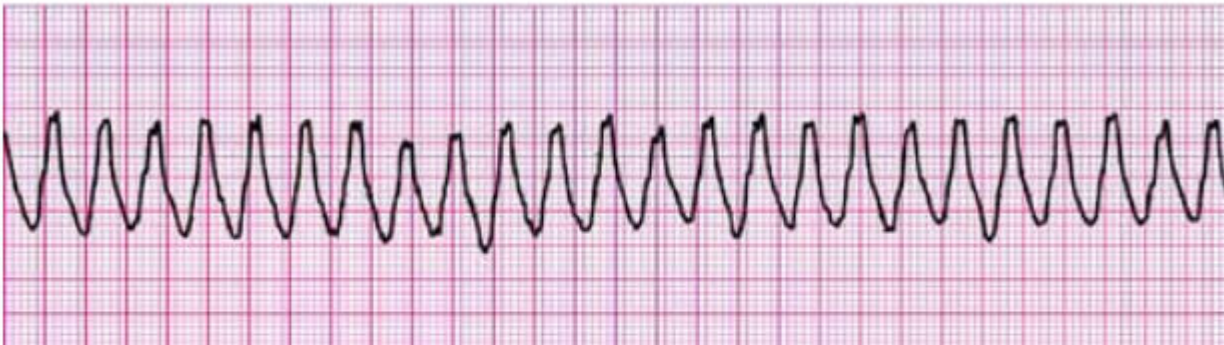
Practice Strips

1.



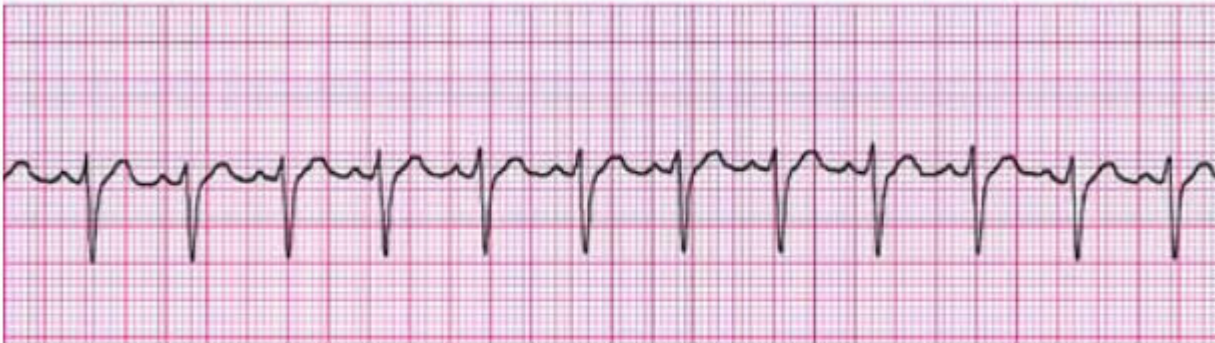
1. Regularity _____
2. Rate _____
3. P Waves _____
4. PRI _____
5. QRS _____
6. Interpretation _____

2.



1. Regularity _____
2. Rate _____
3. P Waves _____
4. PRI _____
5. QRS _____
6. Interpretation _____

3.



1. Regularity _____
2. Rate _____
3. P Waves _____
4. PRI _____
5. QRS _____
6. Interpretation _____

4.



1. Regularity _____
2. Rate _____
3. P Waves _____
4. PRI _____
5. QRS _____
6. Interpretation _____

5.



1. Regularity _____
2. Rate _____
3. P Waves _____
4. PRI _____
5. QRS _____
6. Interpretation _____

6.



1. Regularity _____
2. Rate _____
3. P Waves _____
4. PRI _____
5. QRS _____
6. Interpretation _____

7.



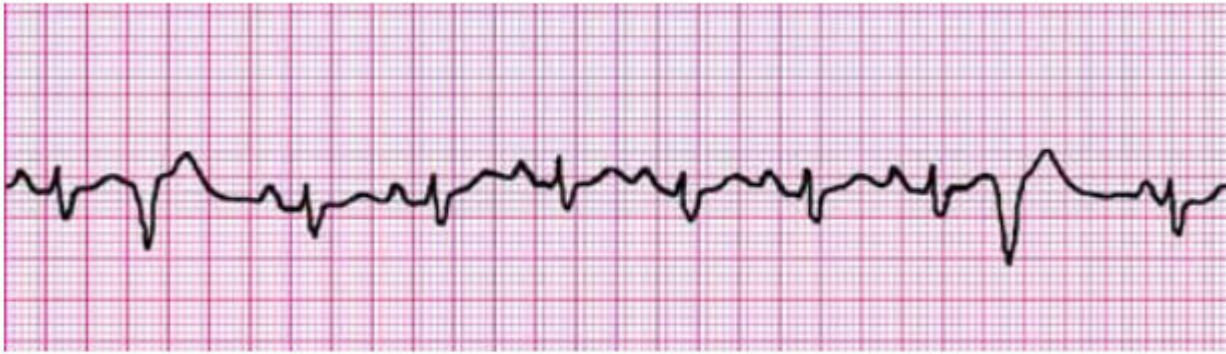
1. Regularity _____
2. Rate _____
3. P Waves _____
4. PRI _____
5. QRS _____
6. Interpretation _____

8.



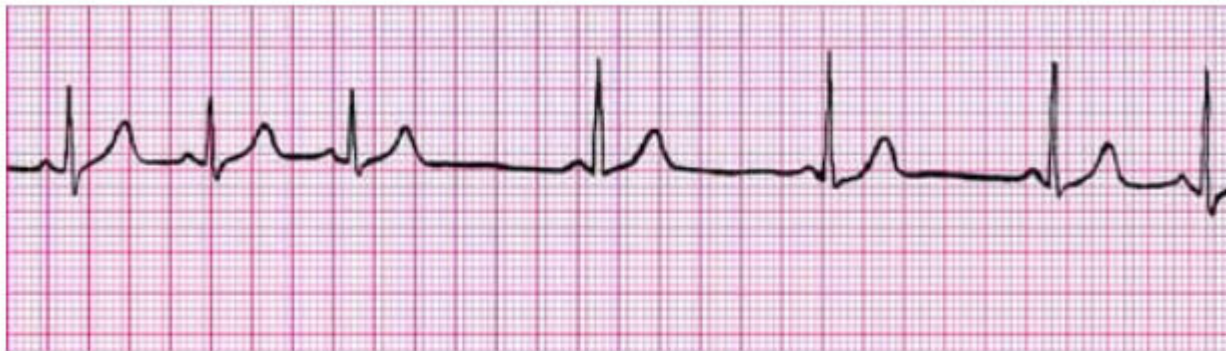
1. Regularity _____
2. Rate _____
3. P Waves _____
4. PRI _____
5. QRS _____
6. Interpretation _____

9.



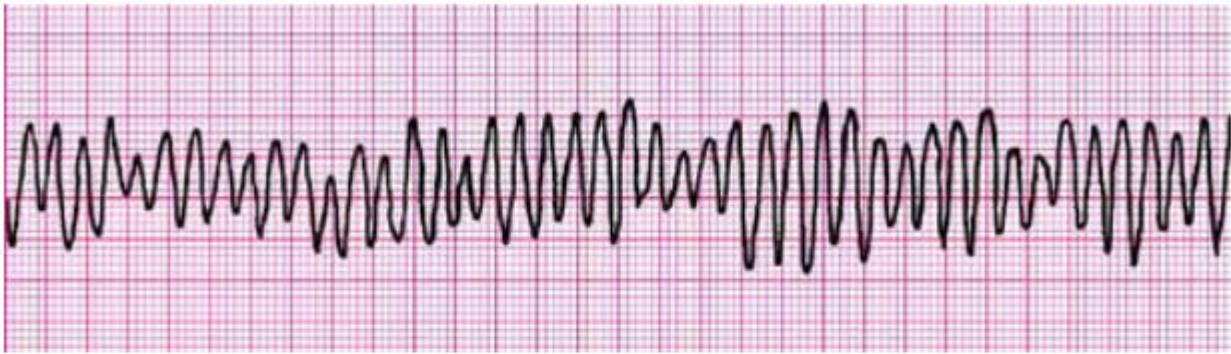
1. Regularity _____
2. Rate _____
3. P Waves _____
4. PRI _____
5. QRS _____
6. Interpretation _____

10.



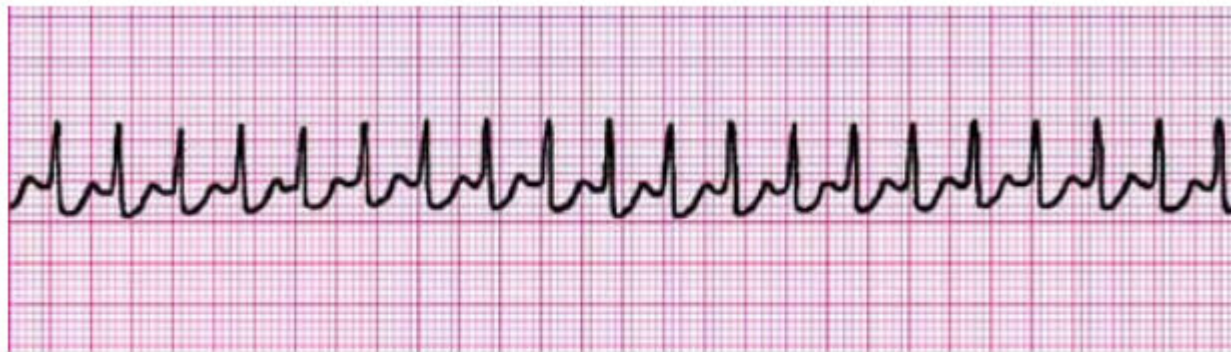
1. Regularity _____
2. Rate _____
3. P Waves _____
4. PRI _____
5. QRS _____
6. Interpretation _____

11.



1. Regularity _____
2. Rate _____
3. P Waves _____
4. PRI _____
5. QRS _____
6. Interpretation _____

12.



1. Regularity _____
2. Rate _____
3. P Waves _____
4. PRI _____
5. QRS _____
6. Interpretation _____

13.



1. Regularity _____
2. Rate _____
3. P Waves _____
4. PRI _____
5. QRS _____
6. Interpretation _____

14.



1. Regularity _____
2. Rate _____
3. P Waves _____
4. PRI _____
5. QRS _____
6. Interpretation _____

15.



1. Regularity _____
2. Rate _____
3. P Waves _____
4. PRI _____
5. QRS _____
6. Interpretation _____

16.



1. Regularity _____
2. Rate _____
3. P Waves _____
4. PRI _____
5. QRS _____
6. Interpretation _____